


### DEPA<sup>®</sup> Series DB High Pressure Pumps offers many key features and benefits including:

- 1 Flexibly adjustable pressures up to 21 bar**  
Operating pressure can be easily controlled by the air pressure. The applied air pressure will be effectively boosted with an inlet to outlet ratio of 1:2 or 1:3, depending on booster size.
- 2 Smooth, evenly and safe pump operation**  
The DEPA High Pressure pumps are characterized through a very smooth and evenly operation. Abrasive and solid loaded fluids can be transferred very softly, due to the proven Double Diaphragm Pump Technology. The DEPA<sup>®</sup> High Pressure Pump stops itself, if a valve is closed at discharge side or if the discharge pressure equals the boosted air pressure.
- 3 Very economical in applications, where high pressures need to be applied and kept**  
No need for expensive control systems or high pressure compressors. Optimally suitable in applications, where high pressures need to be applied or kept for instance in filter press applications.



## DEPA® Series DB High Pressure Pumps

### Solid Size and Weight

	DB25	DB40	DB50
Solid Size (mm)	4	6	8
Weight (kg)	35	49	90

### Operating Temperature

- 10°C bis + 40°C

### Coding

- DBxxESA-yyy (max. 14 bar)
- DBxxFSA-yyy (max. 21 bar)

x = 25/40/50

y = Specific Diaphragm/Valve Seat/Ball Valve Material

### Applied Guidelines

The DEPA® High Pressure Pumps are ATEX compliant with directive:

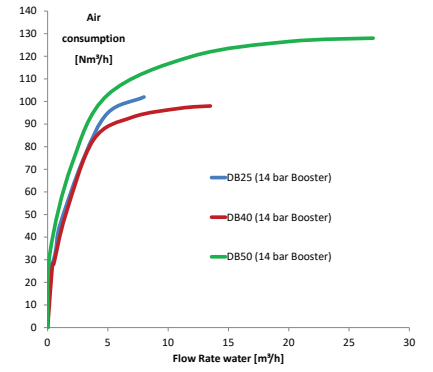
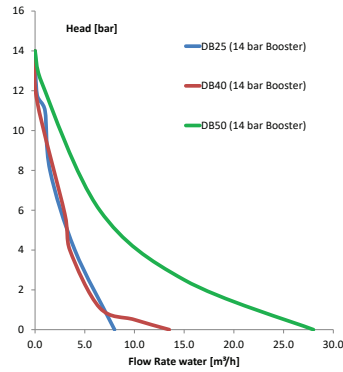
- ATEX-conform: II 2G Ex h IIB T6...T4 Gb
- Machinery Directive 2006/42/EC

### Dimensions

Dimensions (mm)	Size/Pressure Type					
	DB25		DB40		DB50	
	Code E	Code F	Code E	Code F	Code E	Code F
A	190		220		280	
B	236		310	570	412	652
C	241		305		414	
D	432	522	480	570	562	652
E	61		72		88	
F	35		50		65	
J	250		255		340	
L	212	428	249	465	316	532
N	404	459	404	459	441	496
P	583	638	614	668	659	714
Air Connection	G 1/2"					

### Performance Curves

#### 14 bar



#### 21 bar

